

Right Triangle Trigonometry

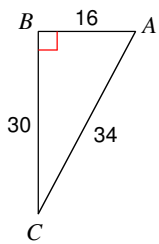
© 2014 Kuta Software LLC. All rights reserved.

Find the value of each trigonometric ratio to the nearest ten-thousandth.

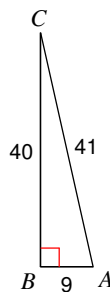
1) $\sin 55^\circ$

2) $\sin 66^\circ$

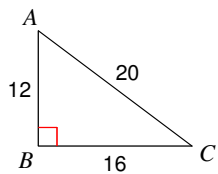
3) $\sin A$



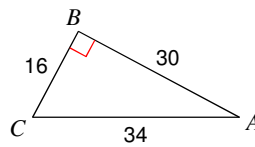
4) $\cos C$



5) $\cos C$

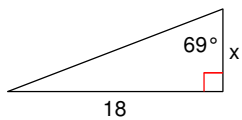


6) $\tan C$

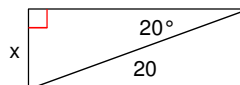


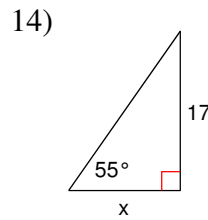
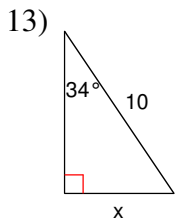
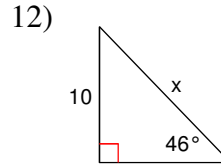
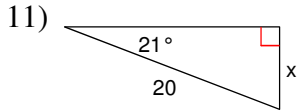
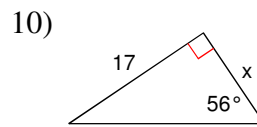
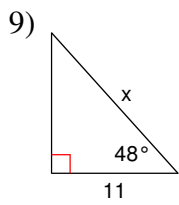
Find the missing side. Round to the nearest tenth.

7)



8)





Round to the nearest foot...

15) From a point 55 feet away from the foot of a tower, the angle of elevation of the top of the tower is 60° . What is the height of the tower? (HINT: Draw a picture!)

16) The angle of depression from an approaching airplane to an aircraft carrier is 52° . If the plane is 700 feet above the sea level, how far does it have to fly to reach the carrier? (HINT: Draw a picture!)

Right Triangle Trigonometry

© 2014 Kuta Software LLC. All rights reserved.

Find the value of each trigonometric ratio to the nearest ten-thousandth.

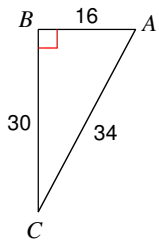
1) $\sin 55^\circ$

0.8192

2) $\sin 66^\circ$

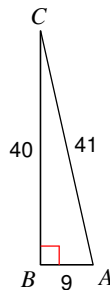
0.9135

3) $\sin A$



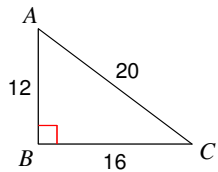
0.8824

4) $\cos C$



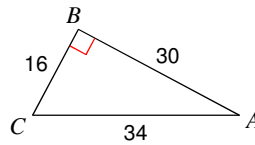
0.9756

5) $\cos C$



0.8000

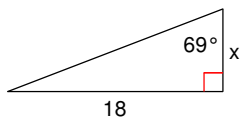
6) $\tan C$



1.8750

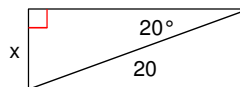
Find the missing side. Round to the nearest tenth.

7)

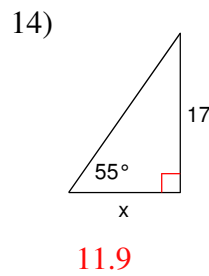
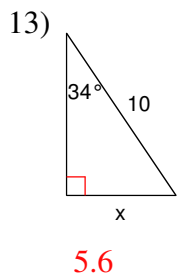
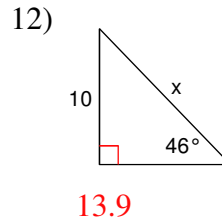
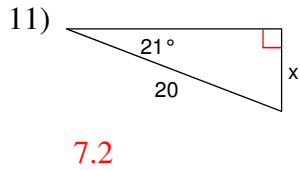
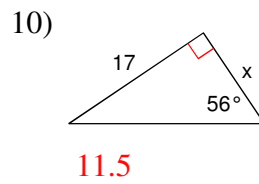
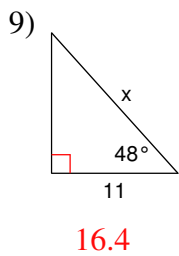


6.9

8)



6.8



Round to the nearest foot...

15) From a point 55 feet away from the foot of a tower, the angle of elevation of the top of the tower is 60° . What is the height of the tower? (HINT: Draw a picture!)

95 feet

16) The angle of depression from an approaching airplane to an aircraft carrier is 52° . If the plane is 700 feet above the sea level, how far does it have to fly to reach the carrier? (HINT: Draw a picture!)

888 feet